

CODE CG-187
TYPE
PT0.9 0-0
COMPOSITION

Conveying surface	material	fabric with polyurethane (PU) impregnation	
	thickness	--- mm	--- in.
	surface pattern	fabric	
	colour	green	
	coefficient of friction	LF	
Textile carcass	material	polyester (PET) - polyamide (PA)	
	no. of plies	2	
	type of weft	combined	
Driving surface	material	fabric with polyurethane (PU) impregnation	
	thickness	--- mm	--- in.
	surface pattern	fabric	
	colour	black	


TECHNICAL SPECIFICATIONS

Total thickness		0,9 mm	0,04 in.
Weight		0,9 kg/m ²	0,18 lbs./sq.ft
Elongation at 1%		5 N/mm	28,6 lbs./in.
Max. admissible pull		10 N/mm	57,1 lbs./in.
Temperature resistance ⁽¹⁾	min.	-20 °C	-4 °F
	max.	+100 °C	212 °F

⁽¹⁾ use of the belt with limit values may reduce its life

Minimum roller diameter ⁽²⁾

■ knife edge		no	
■ bending roller	10 mm		0,39 in.
■ counter-bending roller	20 mm		0,79 in.

⁽²⁾ the above mentioned values depend on the type of CHIORINO joint recommended

Coefficient of friction on driving surface

■ raw steel sheet	0,20 [-]
■ laminated plastic/wood	0,25 [-]
■ steel roller	0,20 [-]
■ rubberized roller	0,30 [-]

Max. production width	1200 mm	47 in.
-----------------------	---------	--------

SUITABLE FOR

Publishing
Graphic industry

FEATURES

Humidity influence	no
Suitable to metal detector	yes
Permanent antistatic dynamically (UNI EN ISO 21179)	yes
Static conductivity (UNI EN ISO 284)	no
Conveying on skid bed	yes
Conveying on rollers	yes
Conveying on skid bed on top and return	yes
Troughed conveying	no
Swan neck conveying	no
Inclined conveying	no
Accumulators belts	yes
Curved conveyer	no
Chemical resistances (see file available on line)	5

CONFORMITIES

REACH Regulation 1907/2006/EC

NOTES

Issue: 24-07-2009

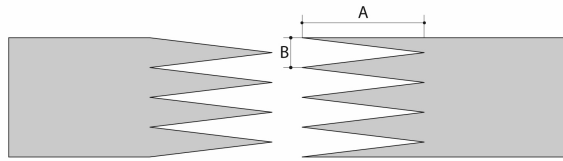
Date last modified: 10-02-2011

DISCLAIMER

The information contained in this document describes the features of the CHIORINO product as tested in a laboratory environment at a temperature of +23 degrees C at 50% relative humidity. It does not necessarily reflect the conditions of industrial use and it does not guarantee the product to be suitable for certain applications. The client remains liable for the proper selection and correct use of the CHIORINO product. CHIORINO cannot be held responsible should damages arise from the use of its products. Necessary alterations to this data can be made without prior notice.

CODE **CG-187** TYPE **PT0.9 0-0**

Recommended jointing procedure **MICRO Z**



A = 30 mm
B = 6 mm

Other jointing methods can be used:
SINGLE Z

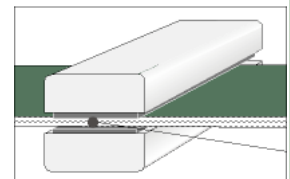
Check our general catalogue to get further info on CHIORINO jointing methods.

• Pressing

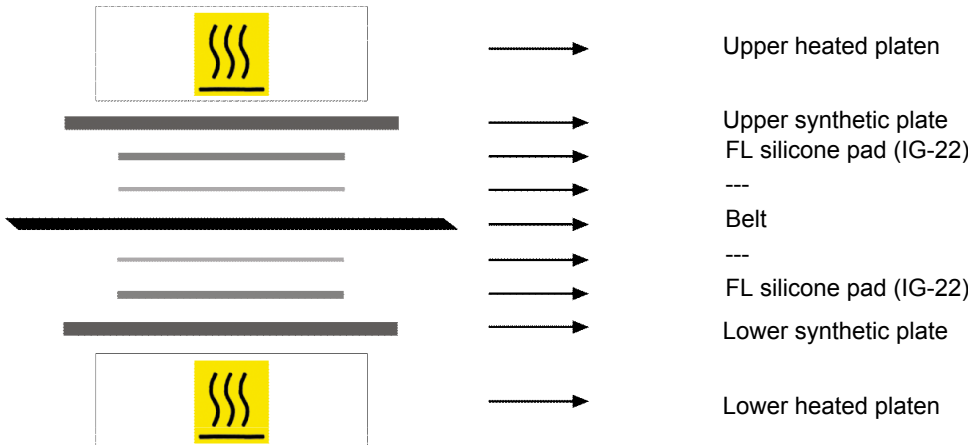
Heating press **P \ PL \ PLS**

Press settings	
Upper platen temperature	165 °C
Lower platen temperature	165 °C
Temperature gauge setting	165 °C
Curing time in press	3 min.
Pressure	3 bar
Film	none
Cement	---

1. Use the KM330 thermometer to check the effective temperature inside the belt. Place the thermometer gauge as shown by the drawing at side.
2. Allow the cooling cycle to be completed before removing the belt from the press.
3. A reliable strength of the joint is ensured, providing that temperatures reached by the press are those indicated in the table at side. A periodical inspection of the thermostats is recommended, to make sure they function correctly.



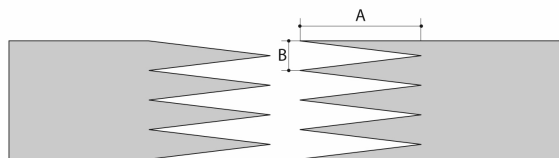
• Layout of components



• Notes

Issued: 19-01-2009 Date last modified: 12-11-2010

DISCLAIMER
The information contained in this document describes the features of the CHIORINO product as tested in a laboratory environment at a temperature of +23 degrees C at 50% relative humidity. It does not necessarily reflect the conditions of industrial use and it does not guarantee the product to be suitable for certain applications. The client remains liable for the proper selection and correct use of the CHIORINO product. CHIORINO cannot be held responsible should damages arise from the use of its products. Necessary alterations to this data can be made without prior notice.

CODE CG-187
TYPE
PT0.9 0-0
• Recommended jointing procedure "F35 FAST JOINT" MICRO Z

A = 35 mm
B = 5 mm
Other jointing methods can be used:

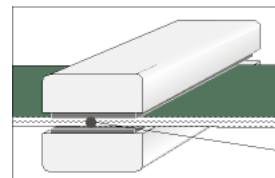
Check our general catalogue to get further info on CHIORINO jointing methods.

• Pressing
Heating press P50 FJ

Press settings	
Upper platen temperature	180 °C
Lower platen temperature	180 °C
Temperature gauge setting	180 °C
Curing time in press	2 min.
Cooling time	10 min.

Advice for the press adjustment:

1. Use the KM330 thermometer to check the effective temperature inside the belt. Place the thermometer gauge as shown by the drawing at side.
2. Allow the cooling cycle to be completed before removing the belt from the press.
3. A reliable strength of the joint is ensured, providing that temperatures reached by the press are those indicated in the table at side. A periodical inspection of the thermostats is recommended, to make sure they function correctly.


• Layout of components

• Notes

Issue: 19-01-2009

Date last modified: 12-11-2010

DISCLAIMER

The information contained in this document describes the features of the CHIORINO product as tested in a laboratory environment at a temperature of +23 degrees C at 50% relative humidity. It does not necessarily reflect the conditions of industrial use and it does not guarantee the product to be suitable for certain applications. The client remains liable for the proper selection and correct use of the CHIORINO product. CHIORINO cannot be held responsible should damages arise from the use of its products. Necessary alterations to this data can be made without prior notice.